



# Data & Sensor Cables

## LiYCY

Multi-conductor signal and control cable with overall tinned copper braid DIN color code



BRÖCKSKES · D-VIERSEN · LiYCY 5x0.25mm<sup>2</sup> CE



Marking for LiYCY 3150525:

SAB BRÖCKSKES · D-VIERSEN · LiYCY 5x0.25mm<sup>2</sup> CE

### Construction:

Conductor:	bare copper strands with reference to VDE 0812
Insulation:	PVC, T12 acc. to EN 50363-3 + VDE 0207-363-3
Color code:	DIN 47100, see page O/26
Stranding:	in layers
Wrapping:	PETP foil
Shielding:	tinned copper braiding
Jacket material:	PVC, TM2 acc. to EN 50363-4-1 + VDE 0207-363-4-1
Jacket color:	grayish tan (RAL 7032)

### Outstanding features:



- good EMC characteristics
- flexible
- small outer diameter
- small bending radius

### Technical data:

Peak operating voltage:	< 24 AWG = max. 350 V ≥ 24 AWG = max. 500 V
Testing voltage:	conductor/conductor: 1500 V conductor/shielding: 1200 V
Min. bending radius:	5 x O.D. fixed installation: free movement: 10 x O.D.
Capacitance:	see page O/9
Radiation resistance:	8 x 10 <sup>7</sup> cJ/kg
Temperature range:	static: -30/+70°C flexible: -5/+70°C
Burning characteristics:	flame retardant and self-extinguishing acc. to IEC 60332-1-2 + VDE 0482-332-1-2
Oil resistance:	acc. to internal standard, see page O/29
Chemical resistance:	see page O/11
Approvals:	CE, EAC, RoHS
Absence of harmful substances:	acc. to RoHS directive of the European Union see page O/30

item no.	no. of conductors	nominal outer-ø ± 5% inch	± 5% mm	cable weight ≈lbs/mft
► 26 AWG (≈ 18/38) ▪ 0.14 mm <sup>2</sup>				
3150214	2	0.142	3.6	12
3150314	3	0.150	3.8	14
3150414	4	0.157	4.0	16
3150514	5	0.169	4.3	19
3150614	6	0.181	4.6	22
3150714	7	0.181	4.6	22
3150814	8	0.213	5.4	30
3151014	10	0.228	5.8	32
3151214	12	0.244	6.2	37
3151414	14	0.252	6.4	41
3151614	16	0.264	6.7	46
3151814	18	0.276	7.0	50
3152014	20	0.287	7.3	55
3152114	21	0.299	7.6	58
3152414	24	0.315	8.0	62
3152514	25	0.339	8.6	69
3152714	27	0.339	8.6	71
3153014	30	0.346	8.8	78
3153214	32	0.358	9.1	82
3153614	36	0.370	9.4	89
3154014	40	0.394	10.0	99
3154414	44	0.417	10.6	113
3154814	48	0.425	10.8	119
3155014	50	0.433	11.0	123
3155214	52	0.433	11.0	126
3155614	56	0.445	11.3	136
3156114	61	0.457	11.6	143

item no.	no. of conductors	nominal outer-ø ± 5% inch	± 5% mm	cable weight ≈lbs/mft
► 24 AWG (≈ 14/34) ▪ 0.25 mm <sup>2</sup>				
3150125	1	0.106	2.7	9
3150225	2	0.154	3.9	15
3150325	3	0.161	4.1	17
3150425	4	0.173	4.4	21
3150525	5	0.193	4.9	26
3150625	6	0.209	5.3	30
3150725	7	0.209	5.3	31
3150825	8	0.240	6.1	40
3150925	9	0.256	6.5	45
3151025	10	0.260	6.6	44
3151225	12	0.268	6.8	49
3151425	14	0.280	7.1	54
3151525	15	0.291	7.4	60
3151625	16	0.291	7.4	61
3151825	18	0.307	7.8	69
3152025	20	0.335	8.5	79
3152125	21	0.346	8.8	84
3152425	24	0.366	9.3	89
3152525	25	0.374	9.5	93
3152725	27	0.374	9.5	97
3153025	30	0.386	9.8	105
3153225	32	0.398	10.1	112
3153625	36	0.421	10.7	131
3154025	40	0.445	11.3	146
3154425	44	0.465	11.8	154
3154825	48	0.488	12.4	171
3155025	50	0.500	12.7	176
3155225	52	0.500	12.7	181
3155625	56	0.512	13.0	194
3156125	61	0.528	13.4	206

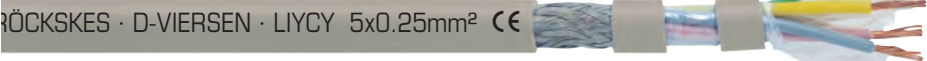
item no.	no. of conductors	nominal outer-ø ± 5% inch	± 5% mm	cable weight ≈lbs/mft
► 22 AWG (≈ 7/30) ▪ 0.34 mm <sup>2</sup>				
3150234	2	0.177	4.5	19
3150334	3	0.193	4.9	24
3150434	4	0.209	5.3	29
3150534	5	0.224	5.7	35
3150634	6	0.252	6.4	43
3150734	7	0.252	6.4	44
3150834	8	0.283	7.2	54
3151034	10	0.307	7.8	60
3151234	12	0.315	8.0	67
3151434	14	0.346	8.8	81
3151634	16	0.362	9.2	90
3151834	18	0.382	9.7	101
3152034	20	0.398	10.1	110
3152134	21	0.421	10.7	124
3152434	24	0.445	11.3	134
3152734	27	0.453	11.5	145
3153034	30	0.469	11.9	157
3153234	32	0.500	12.7	173
3153634	36	0.520	13.2	191
3154034	40	0.551	14.0	212
3154234	42	0.551	14.0	219
3154434	44	0.575	14.6	224
3154834	48	0.583	14.8	239
3155034	50	0.622	15.8	270
3155234	52	0.622	15.8	277
3155634	56	0.638	16.2	294
3156134	61	0.657	16.7	312

Continued on next page

# Data & Sensor Cables

## LiYCY

Multi-conductor signal and control cable with overall tinned copper braid DIN color code



Marking for LiYCY 3150525:

SAB BRÖCKSKES · D-VIERSEN · LiYCY 5x0.25mm² CE

item no.	no. of conductors	nominal outer-ø ± 5% inch	± 5% mm	cable weight ≈lbs/mft
► 20 AWG (≈ 16/32) ▪ 0.50 mm²				
3150150	1	0.126	3.2	13
3150250	2	0.197	5.0	24
3150350	3	0.205	5.2	28
3150450	4	0.220	5.6	34
3150550	5	0.248	6.3	43
3150650	6	0.268	6.8	50
3150750	7	0.268	6.8	52
3150850	8	0.307	7.8	67
3151050	10	0.346	8.8	77
3151250	12	0.354	9.0	86
3151450	14	0.370	9.4	96
3151650	16	0.390	9.9	109
3151850	18	0.417	10.6	128
3152050	20	0.437	11.1	140
3152150	21	0.457	11.6	151
3152450	24	0.496	12.6	167
3152550	25	0.504	12.8	172
3152750	27	0.504	12.8	181
3153050	30	0.520	13.2	197
3153250	32	0.539	13.7	209
3153650	36	0.559	14.2	231
3154050	40	0.622	15.8	280
3154250	42	0.622	15.8	288
3155050	50	0.669	17.0	327
3155250	52	0.669	17.0	336
3156150	61	0.709	18.0	380

item no.	no. of conductors	nominal outer-ø ± 5% inch	± 5% mm	cable weight ≈lbs/mft
► 19 AWG (≈ 23/32) ▪ 0.75 mm²				
3150175	1	0.138	3.5	15
3150275	2	0.220	5.6	30
3150375	3	0.240	6.1	38
3150475	4	0.260	6.6	46
3150575	5	0.280	7.1	56
3150675	6	0.303	7.7	67
3150775	7	0.303	7.7	69
3150875	8	0.362	9.2	91
3151075	10	0.394	10.0	101
3151275	12	0.413	10.5	123
3151475	14	0.433	11.0	136
3151675	16	0.453	11.5	155
3151875	18	0.488	12.4	177
3152175	21	0.535	13.6	206
3152475	24	0.567	14.4	224
3152775	27	0.579	14.7	244
3153075	30	0.622	15.8	288
3153275	32	0.642	16.3	304
3153675	36	0.665	16.9	333

item no.	no. of conductors	nominal outer-ø ± 5% inch	± 5% mm	cable weight ≈lbs/mft
► 18 AWG (≈ 30/32) ▪ 1.00 mm²				
3150180	1	0.142	3.6	17
3150280	2	0.228	5.8	34
3150380	3	0.248	6.3	43
3150480	4	0.268	6.8	53
3150580	5	0.291	7.4	65
3150680	6	0.315	8.0	76
3150780	7	0.315	8.0	81
► 16 AWG (≈ 27-29/30) ▪ 1.50 mm²				
3150185	1	0.150	3.8	21
3150285	2	0.256	6.5	46
3150385	3	0.268	6.8	53
3150485	4	0.291	7.4	66
3150585	5	0.339	8.6	88
3150685	6	0.366	9.3	104
3150785	7	0.366	9.3	110

Other dimensions and colors are available on request